



# Multilayer Chip Ferrite Beads—CB Series



Multilayer Chip Ferrite Beads  
Large Current Multilayer Chip Ferrite beads  
Ferrite Chip Bead Arrays

## FEATURES

- Internal silver printed layers and magnetic shielded structures to minimize crosstalk.
- It has sharp impedance characteristics at desirable frequency and does not affect the signal frequency.
- Three types material and wide range of impedance values for various applications.
- OPERATING TEMP: -55°C ~ +125°C

## APPLICATIONS

- Noise suppression for high speed signal of electric equipments such as computers and peripheral devices, Set-Top-Box, LCD TVs, communication equipments, OAEquipments, etc.

## PRODUCT IDENTIFICATION



**01**

Type	
CB	Chip Ferrite Bead For High Speed

**02**

External Dimensions (LxW)(mm)	
1005 [0402]	1.0 x 0.5
1608 [0603]	1.6 x 0.8
2012 [0805]	2.0 x 1.25
3216 [1206]	3.2 x 1.6
3225 [1210]	3.2 x 2.5

**03**

Nominal Impedance	
Example	Nominal value
300	30Ω
121	120Ω
102	1000Ω

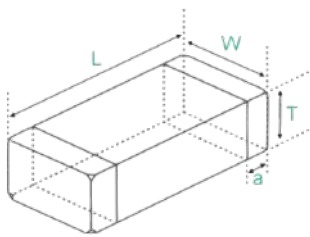
**04**

Packing	
T	Tape & Reel

**05**

Hazardous Substance Free Products
F

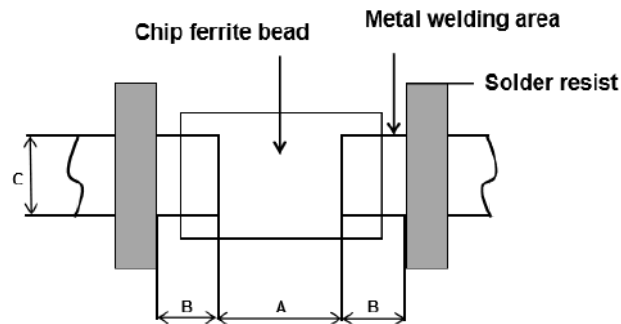
## SHAPE AND DIMENSIONS



Part Number	Dimensions(mm)			
	L	W	T	a
CB1005 [0402]	1.0±0.15	0.5±0.15	0.5±0.15	0.25±0.1
CB1608 [0603]	1.6±0.15	0.8±0.15	0.8±0.15	0.3±0.2
CB2012 [0805]	2.0±0.2	1.2±0.2	0.8±0.2	0.4±0.2
			1.2±0.2	
CB3216 [1206]	3.2±0.2	1.6±0.2	0.8±0.2	0.5±0.3
			1.1±0.3	
			1.6±0.3	
CB3225 [1210]	3.2±0.2	2.5±0.2	1.3±0.3	0.5±0.3



## RECOMMENDED PC BOARD PATTERN



Part Number	Dimensions(mm)		
	A	B	C
CB1005	0.35	0.6	0.6
CB1608	0.6	1.0	0.8
CB2012	1.0	1.0	1.0
CB3216	2.2	1.1	1.4
CB3225	2.2	1.1	2.2

## SPECIFICATIONS

### • CB1005 TYPE

Part Number	Impedance ( $\Omega$ ) $\pm 25\%$	Impedance Test Frequency (MHz)	Max.DC Resistance ( $\Omega$ )	Rated CurrentMax. (mA)	Thickness
CB1005-100	1~15	100/0.05	0.05	500	0.5±0.15
CB1005-310	31±25%	100/0.05	0.20	300	
CB1005-600	60±25%	100/0.05	0.30	200	
CB1005-800	80±25%	100/0.05	0.30	200	
CB1005-121	120±25%	100/0.05	0.40	200	
CB1005-221	220±25%	100/0.05	0.45	150	
CB1005-301	300±25%	100/0.05	0.50	100	
CB1005-421	420±25%	100/0.05	0.60	100	
CB1005-501	500±25%	100/0.05	0.80	100	
CB1005-601	600±25%	100/0.05	0.90	100	
CB1005-751	750±25%	100/0.05	1.00	100	
CB1005-102	1000±25%	100/0.05	1.20	100	
CB1005-152	1500±25%	100/0.05	1.60	100	



● **CB1608 TYPE**

Part Number	Impedance (Ω) ±25%	Impedance Test Frequency (MHz)	Max.DC Resistance (Ω)	Rated CurrentMax. (mA)	Thickness
CB1608-110	1~15	100/0.05	0.05	2000	0.8±0.15
CB1608-300	30±25%	100/0.05	0.08	2000	
CB1608-600	60±25%	100/0.05	0.10	500	
CB1608-800	80±25%	100/0.05	0.15	400	
CB1608-101	100±25%	100/0.05	0.20	300	
CB1608-121	120±25%	100/0.05	0.20	300	
CB1608-221	220±25%	100/0.05	0.30	300	
CB1608-301	300±25%	100/0.05	0.35	200	
CB1608-471	470±25%	100/0.05	0.45	200	
CB1608-601	600±25%	100/0.05	0.45	200	
CB1608-751	750±25%	100/0.05	0.50	200	
CB1608-102	1000±25%	100/0.05	0.60	200	
CB1608-152	1500±25%	100/0.05	0.70	150	
CB1608-182	1800±25%	100/0.05	0.90	100	
CB1608-202	2000±25%	100/0.05	1.20	100	
CB1608-222	2200±25%	100/0.05	1.20	100	

● **CB2012 TYPE**

Part Number	Impedance (Ω) ±25%	Impedance Test Frequency (MHz)	Max.DC Resistance (Ω)	Rated CurrentMax. (mA)	Thickness
CB2012-070	1~15	100/0.05	0.04	2000	0.8±0.15
CB2012-190	19±25%	100/0.05	0.04	2000	
CB2012-300	30±25%	100/0.05	0.05	1500	
CB2012-800	80±25%	100/0.05	0.10	1000	
CB2012-121	120±25%	100/0.05	0.15	800	
CB2012-181	180±25%	100/0.05	0.18	700	
CB2012-221	220±25%	100/0.05	0.20	600	
CB2012-301	300±25%	100/0.05	0.20	500	
CB2012-421	420±25%	100/0.05	0.30	500	



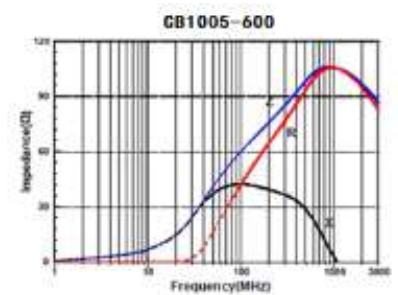
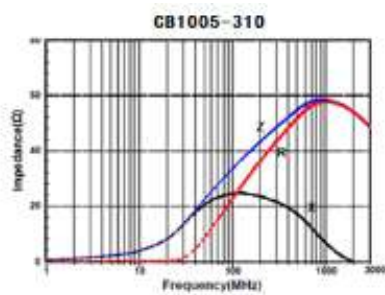
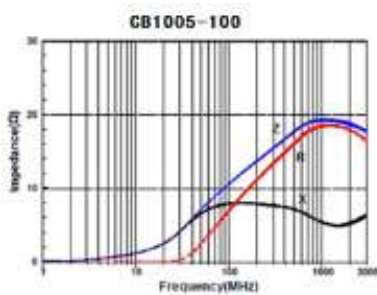
Part Number	Impedance ( $\Omega$ ) $\pm 25\%$	Impedance Test Frequency (MHz)	Max.DC Resistance ( $\Omega$ )	Rated CurrentMax. (mA)	Thickness
CB2012-501	500 $\pm 25\%$	100/0.05	0.30	500	0.8 $\pm 0.15$
CB2012-601	600 $\pm 25\%$	100/0.05	0.30	500	
CB2012-751	750 $\pm 25\%$	100/0.05	0.35	500	
CB2012-102	1000 $\pm 25\%$	100/0.05	0.35	500	
CB2012-152	1500 $\pm 25\%$	100/0.05	0.60	300	
CB2012-202	2000 $\pm 25\%$	100/0.05	0.80	200	

● **CB3216 TYPE**

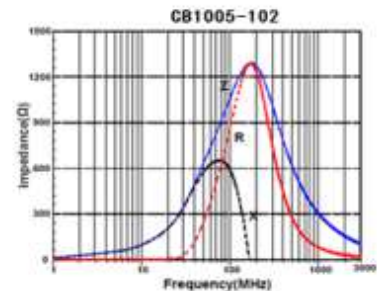
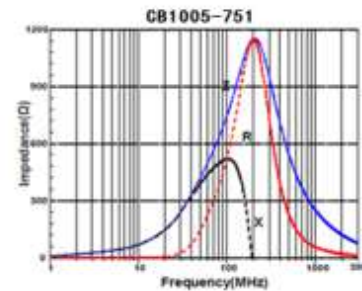
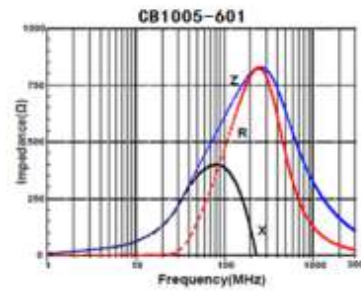
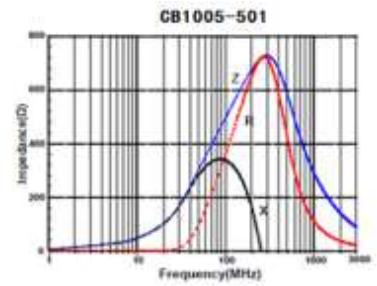
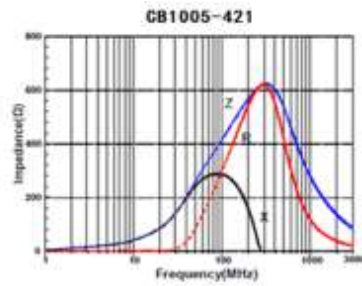
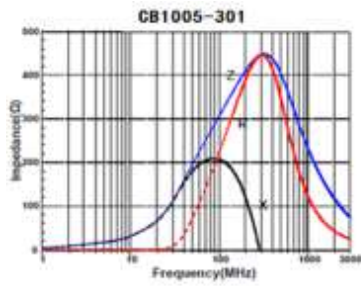
Part Number	Impedance ( $\Omega$ ) $\pm 25\%$	Impedance Test Frequency (MHz)	Max.DC Resistance ( $\Omega$ )	Rated CurrentMax. (mA)	Thickness
CB3216-000	1~15	100/0.05	0.03	2200	0.8 $\pm 0.2$
CB3216-310	31 $\pm 25\%$	100/0.05	0.05	2000	
CB3216-600	60 $\pm 25\%$	100/0.05	0.10	1000	
CB3216-800	80 $\pm 25\%$	100/0.05	0.10	1000	
CB3216-121	120 $\pm 25\%$	100/0.05	0.10	1000	
CB3216-221	220 $\pm 25\%$	100/0.05	0.20	600	
CB3216-301	300 $\pm 25\%$	100/0.05	0.20	600	
CB3216-501	500 $\pm 25\%$	100/0.05	0.30	600	
CB3216-601	600 $\pm 25\%$	100/0.05	0.30	600	
CB3216-102	1000 $\pm 25\%$	100/0.05	0.60	500	
CB3216-122	1200 $\pm 25\%$	100/0.05	0.60	300	

**DETAIL ELECTRICAL CHARACTERISTICS**

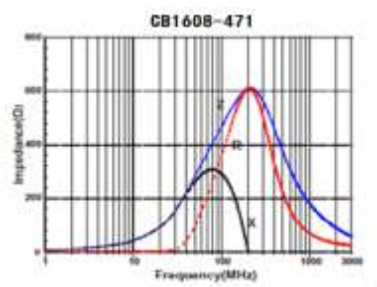
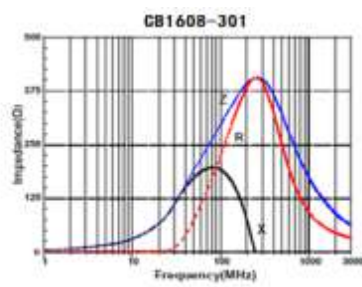
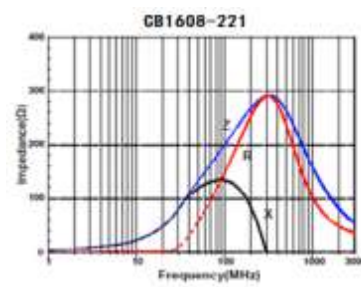
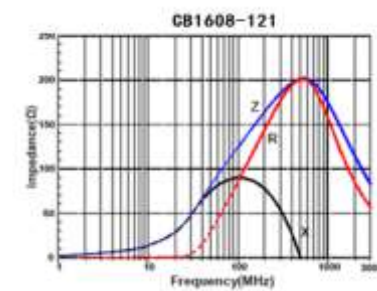
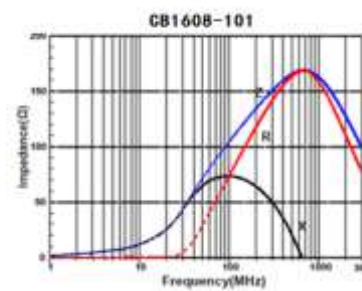
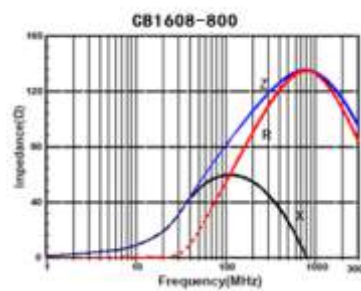
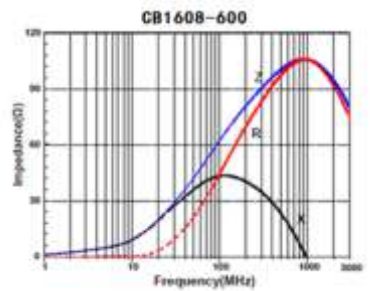
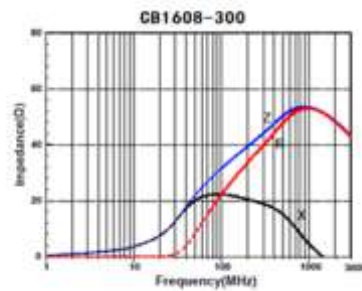
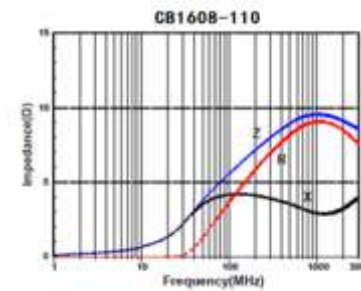
● **CB1005**

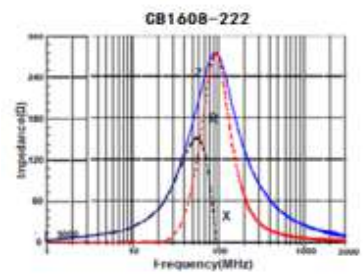
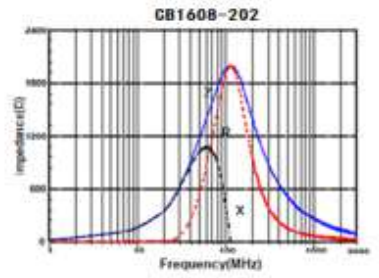
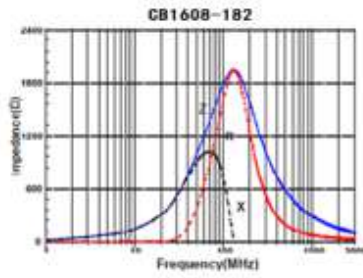
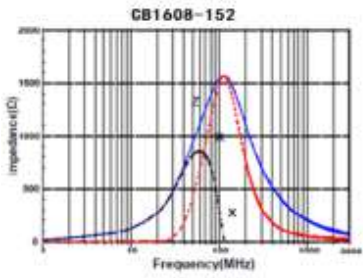
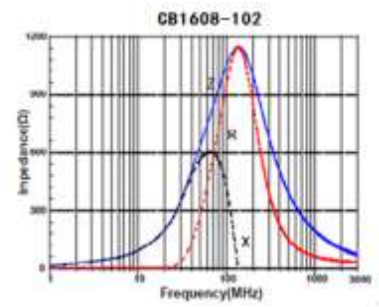
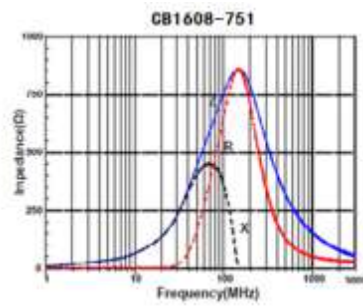
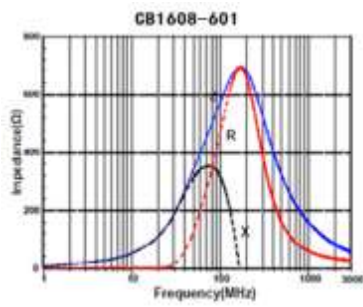




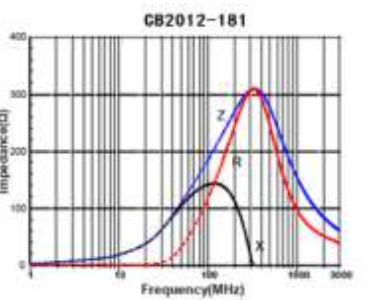
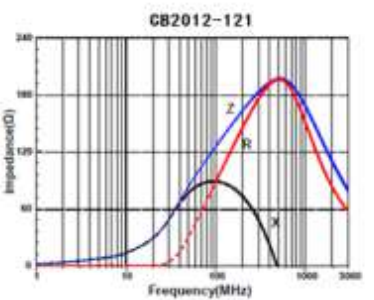
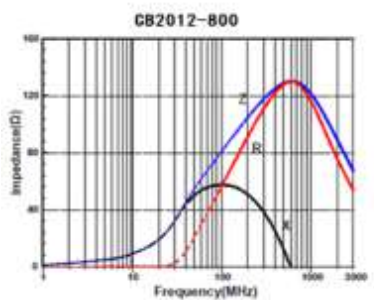
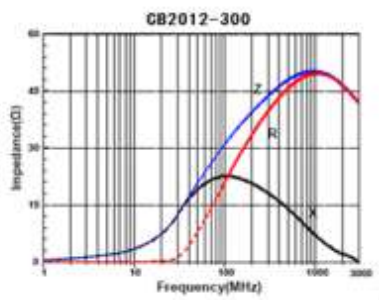
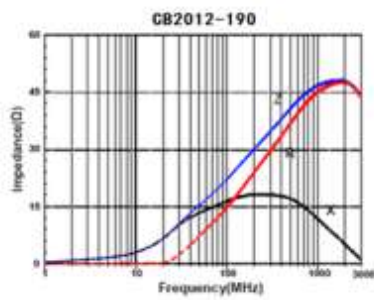
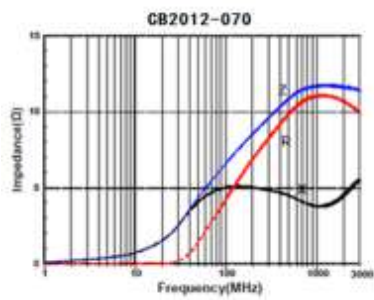


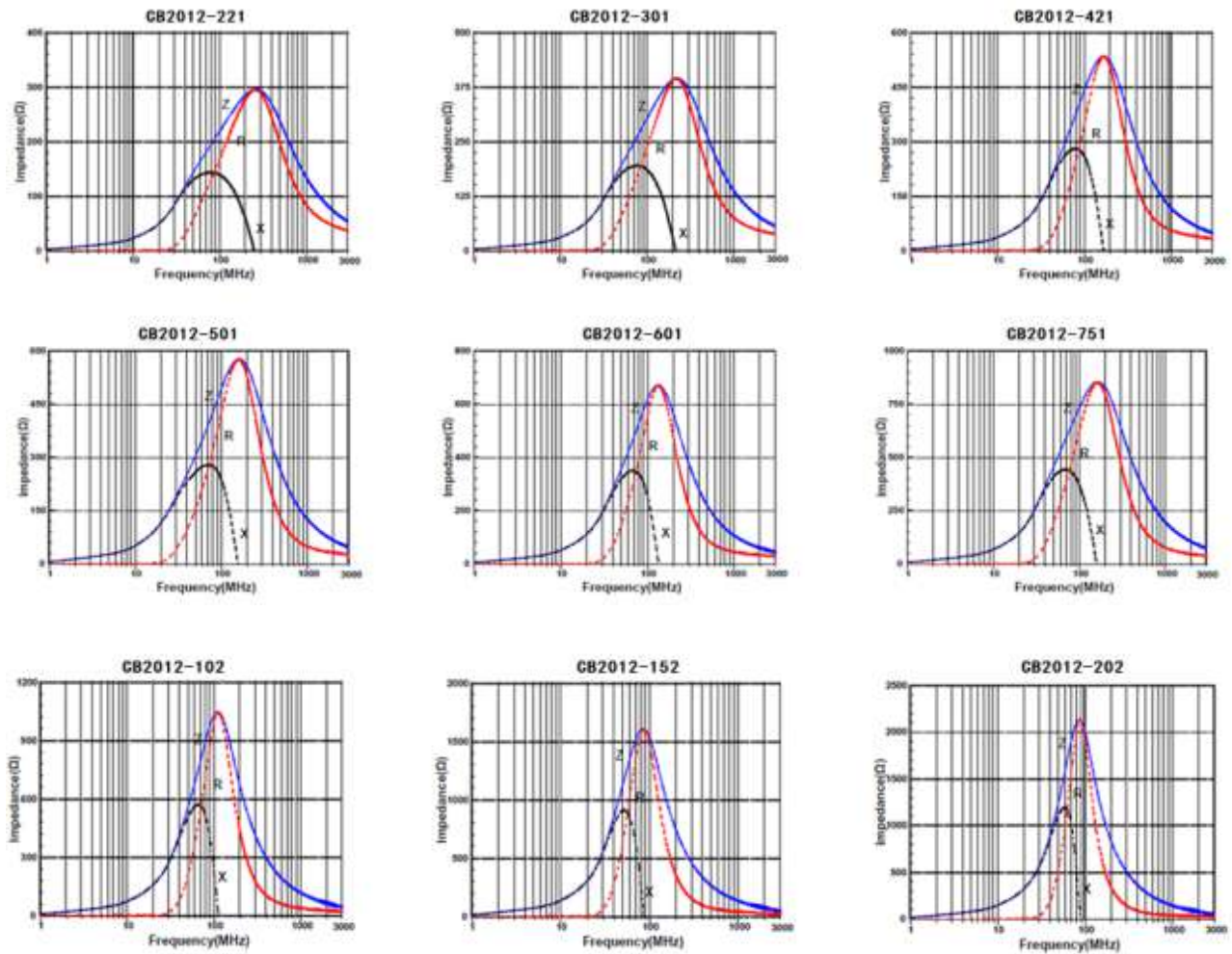
• CB1608



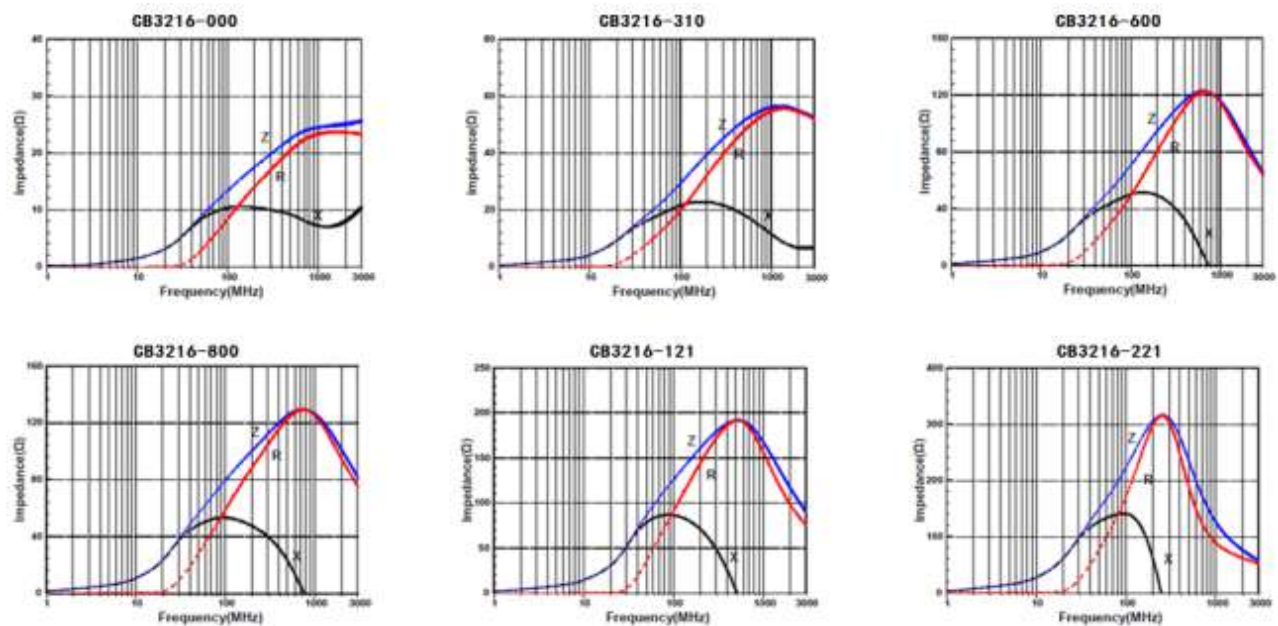


• CB2012

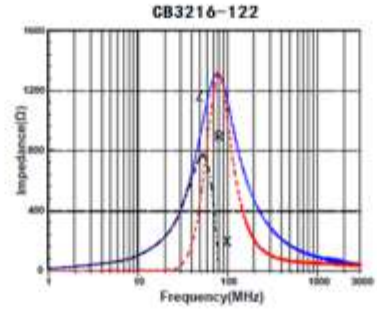
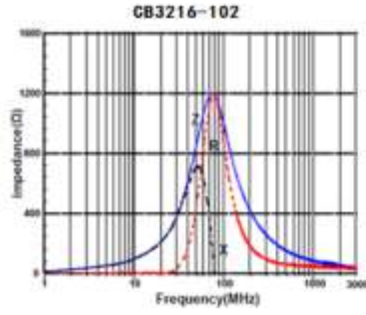
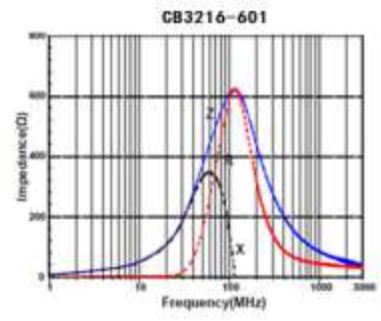
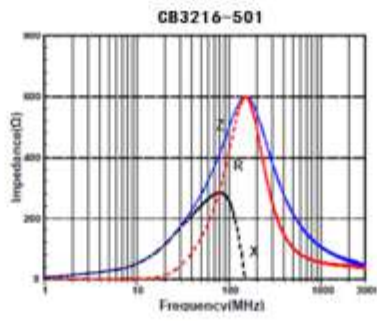
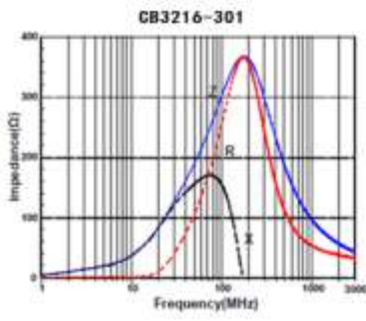




• CB3216





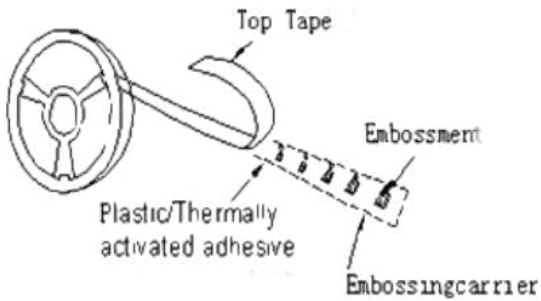




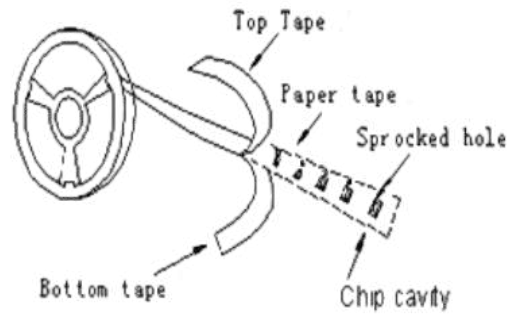
## PACKAGING STYLE

### • Taping Material

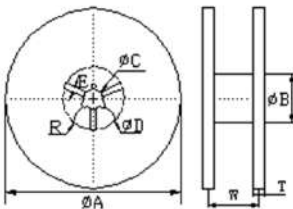
Embossing Tape



Paper Tape



### • Reel Dimensions(mm)



Tape Width	A	B	C	D	E	W	T	R
8mm	178±2	60±1	13±0.5	21±0.8	2±0.5	10±1	1.5±0.5	1
12mm	178±2	60±1	13±0.5	21±0.8	2±0.5	14±1	1.5±0.5	1

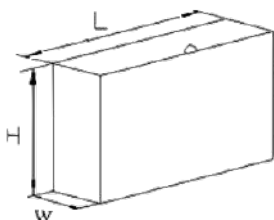
## STORAGE

### • Quantity

Type	PCS/REEL	PCS/INNERBOX	PCS/OUTERBOX
1005	10000	50000	250000
1608	4000	20000	100000
2012	4000	20000	100000
3216	4000	20000	100000
3225	2000	10000	50000

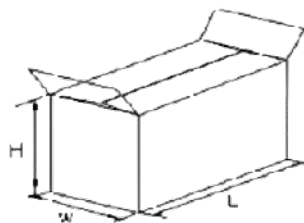
### • Packing Dimensions(mm)

Inner Box Dimensions



L	W	H	THICK
180±3	70±3	190±3	2±0.8

Outer Box Dimensions



L	W	H	THICK
370±3	200±3	210±3	2±0.8

### • Storage

Please be sure to the parts at 40°C, or less, 70%RH or less, and isolate the parts from sulphic and chloric atmosphere.

